
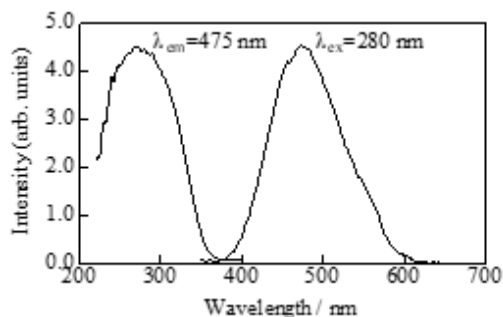


本研究室のオリジナル蛍光体

ZrO₂ + 1000 ppm Ti + 4000 ppm P 粉末

吸収率：53%、内部量子収率：59%、外部量子収率：31%



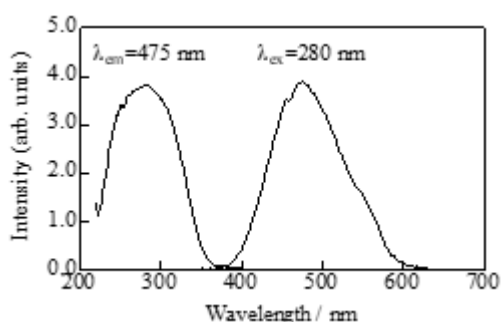
(254 nm 照射下)

Fluorescence property of ZrO₂:Ti phosphor and its enhancement in fluorescent intensity by adding phosphorus
Journal of Materials Research and Technology, **5**, 289-292 (2016).

<http://dx.doi.org/10.1016/j.jmrt.2016.03.005> <オープンアクセス誌>

{ ZrO₂ + 1000 ppm Ti + 4000 ppm P } / 50wt% Al₂O₃ 焼結体

内部量子収率：57%



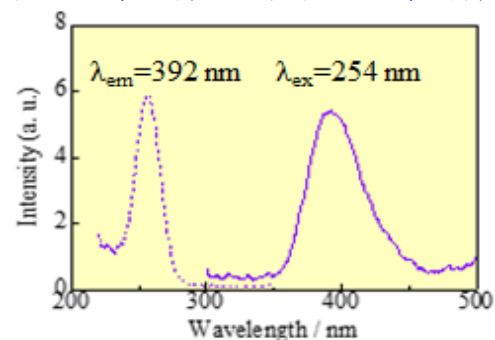
(254 nm 照射下)

Synthesis of blue fluorescent ZrO₂:Ti,P/Al₂O₃ composite sintered bodies
Journal of the Ceramic Society of Japan, **124**, 950-953 (2016).

<http://dx.doi.org/10.2109/jcersj2.16128> <オープンアクセス誌>

H_{0.80}Zr₂P_{3.22}O_{11.90} 粉末

吸収率：43%、内部量子収率：41%、外部量子収率：18%




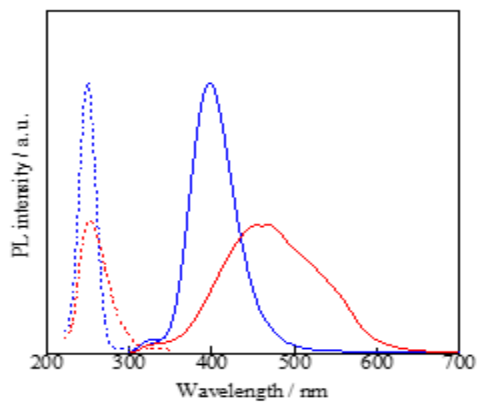
(254 nm 照射下)

Preparation and luminescence of a new violet blue phosphor derived from proton-type zirconium phosphate
Journal of Materials Research and Technology, **6**, 297-301 (2017).

<http://dx.doi.org/10.1016/j.jmrt.2017.03.001> <オープンアクセス誌>

(GeO₂)₂₀(SiO₂)₈₀ + 1000 ppm Al ガラス

$\lambda_{em}=399\text{ nm}$ 、 $\lambda_{ex}=249\text{ nm}$ 内部量子収率 : 70%



(254 nm 照射下)

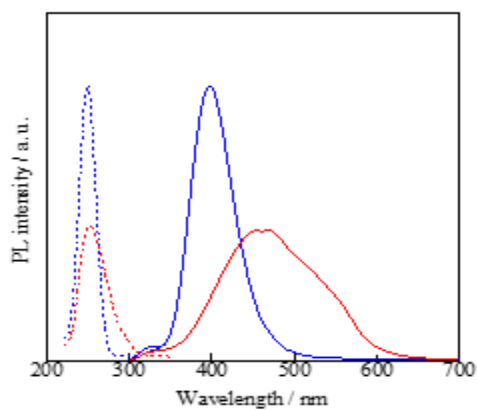
Effect of various additives on fluorescent intensity of GeO₂·SiO₂ phosphor

Optik, **142**, 54-60 (2017).

<http://dx.doi.org/10.1016/j.ijleo.2017.05.085>

(SiO₂)₅₀(GeO₂)₂₀(Na₂O)₃₀ ガラス

$\lambda_{em}=452\text{ nm}$ 、 $\lambda_{ex}=252\text{ nm}$ 内部量子収率 : 37%



(254 nm 照射下)

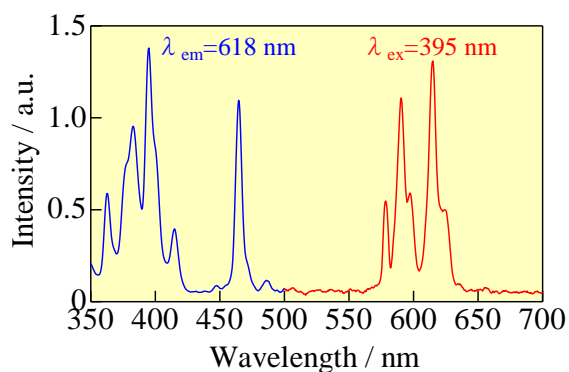
Photoluminescence of sodium germanosilicate glass synthesized by melting mixture of SiO₂, GeO₂, and Na₂CO₃

Optik, **149**, 423-429 (2017).

<http://dx.doi.org/10.1016/j.ijleo.2017.09.059>

Sr₃(La_{6.2}Eu_{0.8})(SiO₄)₆O_{1.5}

吸収率：34%、内部量子収率：80%、外部量子収率：27%



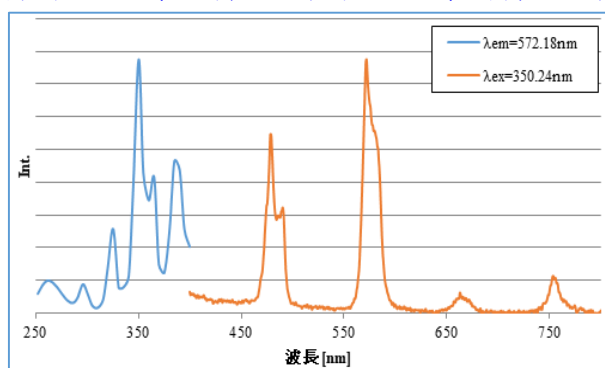
(365 nm 照射下)

Red-light emission characteristics of Sr_x(La_{9.2-x}Eu_{0.8})(SiO₄)₆O_{3-x/2} (x = 2-6) oxy-apatite phosphor
Optik, **182**, 944-948 (2019).

<https://doi.org/10.1016/j.ijleo.2019.01.117>

Sr₃(La_{6.8}Dy_{0.2})(SiO₄)₆O_{25.5}

吸収率：19%、内部量子収率：25%、外部量子収率：5%




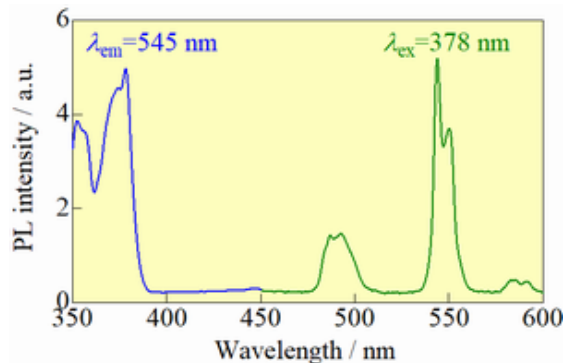
(365 nm 照射下)

高輝度白色発光 Dy³⁺添加ストロンチウム置換ランタン-ケイ酸セラミックスの作製
科学・技術研究, **9**, 133-136 (2020).

<https://doi.org/10.11425/sst.9.133> <オープンアクセス誌>

Sr₆(La_{3.2}Tb^{III,IV}_{0.8})(SiO₄)₆O_α

吸収率：20%、内部量子収率：50%、外部量子収率：10%



(365 nm 照射下)

Fluorescence properties of Sr_x(La_{9.2-x}Tb_{0.8})(SiO₄)₆O_α (x=2-6) prepared by heat-treating mixtures of SrCO₃, La₂O₃, SiO₂, and Tb₄O₇

Journal of the Ceramic Society of Japan, **129**, 223-225 (2021).

<http://doi.org/10.2109/jcersj2.20183> <オープンアクセス誌>